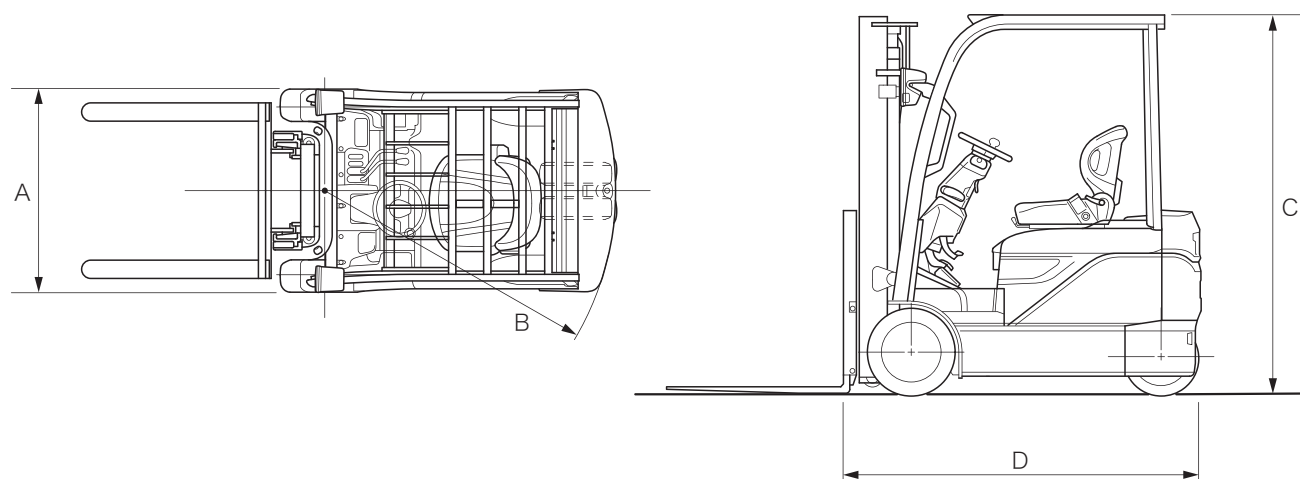


### MAIN SPECIFICATIONS

Model		8FBE10	8FBE13	8FBE15	8FBE18	8FBE20
Load Capacity	kg	1,000	1,250	1,500	1,750	2,000
Load Center	mm	500	500	500	500	500
Overall Width	A mm	1,075	1,075	1,075	1,075	1,075
Turning Radius (Outside)	B mm	1,385	1,400	1,515	1,550	1,675
Overhead Guard Height	C mm	1,980	1,980	1,980	1,980	1,980
Length to Fork Face	D mm	1,750	1,755	1,875	1,905	2,045

### BATTERY AND MOTOR SPECIFICATIONS

Model			8FBE10	8FBE13	8FBE15	8FBE18	8FBE20
Voltage/Capacity (5-hour ratings)	Min.	V/Ah	48 / 280	48 / 280	48 / 390	48 / 390	48 / 390
	Max.	V/Ah	48 / 370	48 / 370	48 / 565	48 / 565	48 / 645
Electric Motors	Drive	kW	4.9 × 2	4.9 × 2	4.9 × 2	4.9 × 2	4.9 × 2
	Load Handling	kW	9.2	9.2	9.2	9.2	9.2
Energy Consumption (VDI Cycle)	kW/h		3.4	3.5	3.8	4.1	4.3



The data in this brochure was determined based on our standard testing condition.  
 Operating performance may vary depending on the actual specifications and condition of the vehicle, as well as the conditions of the operating area.  
 Due to photography and printing, color of actual vehicle may vary from this brochure. Some photos have been computer-enhanced.  
 Availability and specifications are determined by market and are subject to change without notice.  
 Safe forklift operation is achieved by proper operator training and proper worksite rules. Please consult your Toyota representative regarding forklift selection and operator training.  
 Please consult your Toyota representative for details.



Website



YouTube

All rights reserved by Toyota Industries Corporation.

# New 8FBE SERIES

ELECTRIC POWERED FORKLIFT 1.0 TO 2.0 TON



**CREATING SOLUTIONS** for various operations

# 8FBE SERIES

ELECTRIC POWERED FORKLIFT 1.0 TO 2.0 TON


Multi-talented Forklift with compact body, outstanding turning performance, excellent stability and operability for narrow worksites to perform various material handling operations.



Features and equipment may vary depending on market.



Features and equipment may vary depending on market.



Pivot turning by the dual AC motors supports smooth operations in narrow aisles.

Intersecting Aisle Width  
8FBE15 **1,680mm**

Basic Right Angle Stacking Aisle Width\*  
8FBE15 **1,865mm**

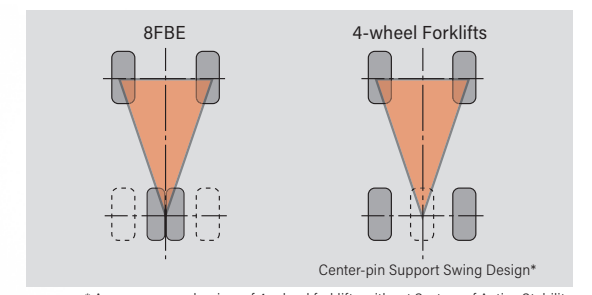
\*Add load length and clearance

Outstanding turning performance for efficient warehouse operations.



### The Same Lateral Stability As 4-wheel Forklifts

Excellent stability in traveling, turning and high mast heights operations. The Same Lateral Stability As a common mechanism of 4-wheel Forklifts



\* A common mechanism of 4-wheel forklifts without System of Active Stability

Productivity & Ecology

Support for Safe Operation

Operability & Comfort

Reliability & Durability

## Extreme Ease of Use

New features for pursuing sustainable working environments and for improving ease of use for electric powered forklift.



Features and equipment may vary depending on market.

## Long Operating Time with Low Energy Consumption

Motors and motor-drivers, exclusive design for forklifts minimize energy loss and heat generation. This contributes to achieve best-in-class long operating time. \*Based on our own research.

# 8h47min

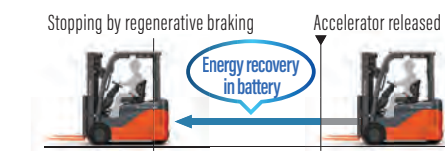
8FBE15 Measured by Toyota 30m cycle pattern  
Assumed that the forklift is actually operated in 55% of total working hours(100% discharge).



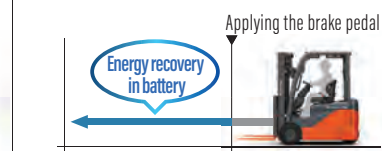
### Regenerative Systems

During accelerator release, braking and switchback, the energy is recovered in the battery for long operating time.

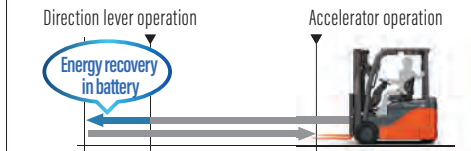
#### Accelerator-release Regeneration



#### Brake Regeneration



#### Switchback Regeneration



Note: The regenerative braking level is adjustable.

### Auto Power-off Function

This feature supports energy savings by automatically switching off the power after the operator leaves the forklift for a certain period of time.



The time until this function activates can be adjusted in one-minute increments from 2 minutes to 60 minutes.

### NEW Key-off Light-off

Whenever the "Key-off" function is activated, the light goes out automatically. This avoids needless electric power consumption.



## Long Operating Time by battery exchange options. It contributes to minimize the downtime for battery exchange.

### Battery Side-out Option



The battery with fork pockets can be taken out from the right side of the truck by using a forklift. The option is available with Single Overall Electrolyte Filler Ports option.

\* The models with this option have a minimum ground clearance 12.5 mm lower than the standard model.

### Battery Roll-out Option



Exchange the battery by extracting the battery by sliding it out.

Battery Carrier option is required.  
\* The models with this option have a minimum ground clearance 12.5 mm lower than the standard model.



Features and equipment may vary depending on market.

## Enhanced Safety Features

Toyota's Unique Operator Assist Features contribute to safe working environments.

### Supporting operators to avoid collisions with unnoticed obstacles for achieving safe operation



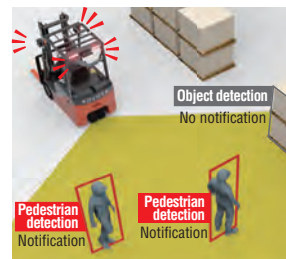
**NEW** Operator Assist System with Pedestrian and Object Detection (With truck control)

**SEnS+** Option

The stereo camera, exclusive design for forklifts detects pedestrians by distinguishing from unspecified obstacles in the detection range. Linked with the truck status, the system supports safe operation by not only notifying the operator with a warning buzzer and warning lamps, but also controlling the traveling speed and start of the truck.

First priority is people's safety and considers the influence on work efficiency / productivity. The system does not require carrying tags by workers and contributes to the safety of work environment where unspecified pedestrians are going in and out.

\* For details, see the SEnS+ Leaflet.



#### Traveling speed control

Linked with the truck status, SEnS+ automatically controls the traveling speed according to the detection target (pedestrian or object), traveling speed and steering angle.

#### Start Control (Pre-notification / Start limitation)

When obstacle (pedestrian or object) is detected behind the truck before moving in reverse direction, the operator is notified by the warning buzzer and warning lamps. When the direction lever is set in the reverse position, depressing the accelerator pedal in a situation where an obstacle exists in the traveling direction, start limitation is activated.




## Toyota's Unique Operator Assist Features

### Helping to prevent load spills

#### Active Mast Front-tilt Angle Control

The angle of forward mast tilt is automatically controlled to match the lift height and load weight, helping to prevent load spills or tip-over.




#### Active Mast Tilt Speed Control

Automatic control of mast tilt speed at high mast heights helps to prevent load spills.

### Provides excellent stability in load handling

#### Automatic Fork-leveling Control

By pressing a switch during forward tilt, forks automatically stops at a level position. This makes load-handling operations easier and helps to achieve high productivity.



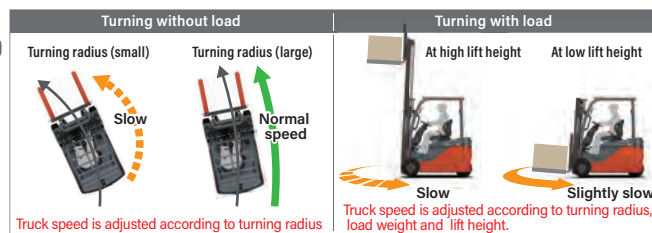
#### Active Steering Synchronizer

This feature ensures that the angle of the steering wheel corresponds to the angle of the rear wheels.

### Stable in travelling and turning

#### Automatic Turn-speed Control Option

This controls turn speed according to the lift height, load weight and turning radius. This contributes to enhanced travel stability.



#### Automatic Travel-speed Control Option

This controls maximum travel speed as well as acceleration and deceleration according to lift height and load weight. This contributes to ensure stable travel and to prevent load spills.



## A support system for avoiding unintentional accidents when operator leaves the forklift

#### Load handling OPS function

If the operator is not in the normal operating position, load-handling operations are stopped.

To deactivate the load handling OPS, always return the all levers to the neutral position, before returning to the seat.

#### Travel OPS function

If the operator is not in the normal operating position, travel power is interrupted.

To deactivate the travel OPS, always return the direction control lever to the neutral position and release the accelerator pedal, before returning to the seat.

Note: OPS does not operate the brakes. Always set the parking brake before leaving the forklift.

#### OPS Active notification

If the operator leaves the seat, the buzzer will sound and the OPS indicator lamp will illuminate to inform the operator that the OPS is going to be activated.

### Support for Safe Operations



#### Orange Seatbelt Option

The color of the seatbelt is orange, making it easier to confirm if the seatbelt is securely fastened.



#### Seatbelt Interlock System Option

Travel power will be interrupted and load-handling operations will be stopped if the seatbelt is not securely fastened after the operator is properly seated.




#### LED Yellow Beacon Option

A light informs pedestrians of the forklift's presence, and helps to prevent accidents.



#### LED Blue Light Option

A blue beam light appears on the ground to inform pedestrians of the forklift's presence, and helps to prevent accidents.



#### Emergency Power Shut-down Button

This button is located on the instrument panel. In the event of an emergency, pressing this button to switch off all power sources.

## Advanced Operability and Comfort

The operator-friendly features of the 8FBE series enable operations with more comfortable and maneuverable. Also visualization of truck status by display contributes easy truck management.


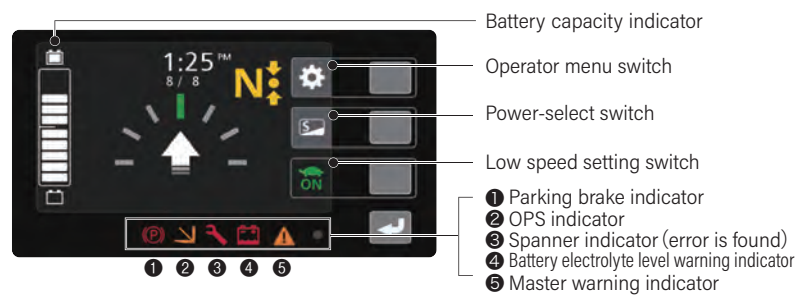


Features and equipment may vary depending on market.

### Improved visibility and operability with various information by larger high-resolution color LCD

#### NEW Color Multifunction Display

Color Multifunction Display is approximately twice the screen size of the previous model. Visibility and operability with various information have been improved by larger high-resolution color LCD. A large-capacity QR code display is also available. With the new data logging capability as a result of additional memory, serviceability is improved.

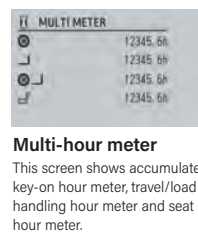
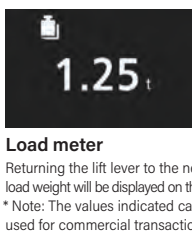
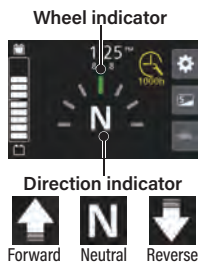
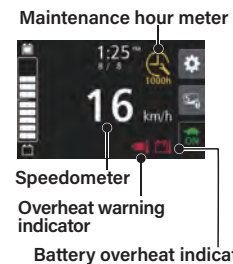


#### Selectable Screen Background Color

The Background color automatically switches in response to the direct sunlight. (Enabled via settings.)

#### Power-select Function

Selectable power modes according to operation or operator preferences.



Maintenance hour meter

Speedometer

Overheat warning indicator

Battery overheat indicator

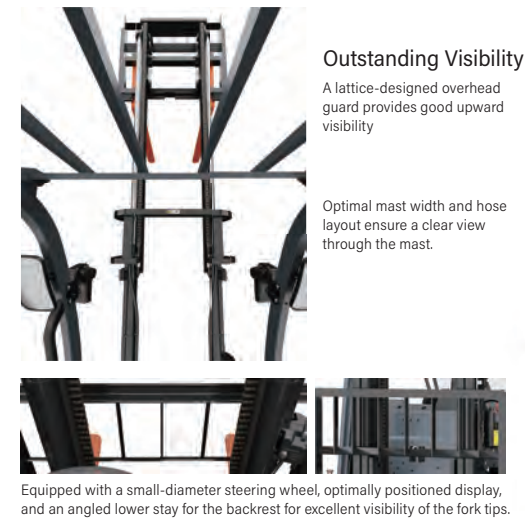
Wheel indicator

Direction indicator

Load meter

Multi-hour meter

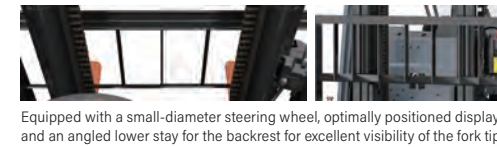
Over Speed Alarm



#### Outstanding Visibility

A lattice-designed overhead guard provides good upward visibility.


Optimal mast width and hose layout ensure a clear view through the mast.



Equipped with a small-diameter steering wheel, optimally positioned display, and an angled lower stay for the backrest for excellent visibility of the fork tips.

#### NEW Fork Vibration Damper

By installing two accumulators in the hydraulic circuit of lift cylinder, fork vibration is absorbed over a wide range of load weight.



Images comparing travel on uneven ground with and without Fork Vibration Damper



The truck without Fork Vibration Damper, large waves occurred in the tank. The truck with Fork Vibration Damper absorbs vibration.

#### Large Assist Grip

The Large Assist Grip supports easy entry and exit for every operator.

#### Low and Wide Step

The low and wide step allows the operator to easy entry and exit with a natural posture.

#### Pencil and Tape Holder

This iron holder is useful for temporarily storing small items such as pencils and adhesive tape.

#### NEW Smart Entry System

Only registered operators can operate trucks. This system prevents unauthorized use of trucks by unregistered operator.



#### Rear Pillar Assist Grip

This assist grip with horn button enhances reverse travel comfort and offers easy horn operation during reverse traveling.



#### Small-diameter Steering Wheel

The small-diameter steering wheel with the full hydraulic power steering system provides excellent maneuverability.



Steering wheel diameter  
**300mm**

#### ORS Seat

The ORS seat can be adjusted 150 mm forward and backward and supports a comfortable operating posture by means of side wings and a seatbelt.

\*ORS: Operator Restraint System

#### Tilt steering adjusting lever

The steering wheel position can be adjusted to an optimal angle.



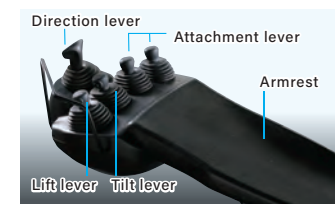

#### EZ Pedal

This accelerator pedal can be used to change the direction of travel by pressing the left side for forward travel and the right side for reversing.



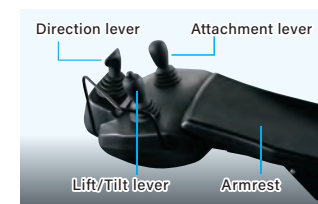
#### Foot-activated Parking Brake

The parking brake can be engaged with just a single foot-press.



#### Mini Lever

The Mini Lever allows smooth operation. The design featuring an armrest also helps to reduce the operator's fatigue.



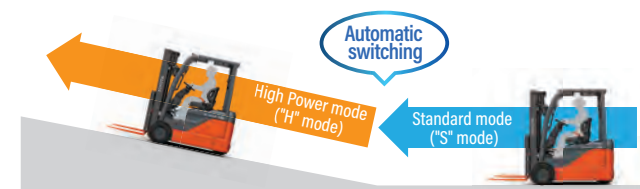
#### Joystick

This makes it possible to perform lift and tilt operations simultaneously.

### Support for Smooth Operation on Slopes

#### NEW Slope Sensing Auto Power Mode Selector

This detects the slope angle and automatically switches the driving performance to high power mode.



Note: If the High Power mode ("H" mode) is used on flat ground, the travelling performance will not change on slopes. Note: The difference in the traveling speed will be small when traveling up the steep-slope and the performance level is close to the maximum level.

#### Anti-rollback

When the accelerator or brake pedal is released on slopes, the forklift stops and then descends at a constant speed. This helps to ensure smooth re-start operation on slopes.



The descending speed can be selected between 0.5 km/h and 4.0 km/h.

## Support for Using Various Material Handling Operations



Features and equipment may vary depending on market.

### High Water Resistance (equivalent to IPX4)

Through its structure and layout, 8FBE series achieved IPX4-equivalent water resistance. This model can be used for outdoor operation without concern.

# IPX4

### NEW LED Lights

LED Lights are used on the rear combination lights and available as options for headlights and front combination lights.

\*The life of the lights depends on actual use conditions.



LED Front Combination Lights  
Option



LED Rear Combination Lights

### LED Rear Working Light

Option



### Resin Roof/Resin Roof (Gray colored) Option

The heat-insulating and light-absorbing resin material keeps outdoor operation comfortable even when exposed to strong sunlight.



### Robust Body Design

The counterweight is extended to its sides and contributes to reduce the risk of collision damage during turns.

## MAIN EQUIPMENT

○ Standard △ Option

Item	Model	1.0ton	1.25ton	1.5ton	1.75ton	2.0ton
		8FBE10	8FBE13	8FBE15	8FBE18	8FBE20
Safety & Stability	SAS (System of Active Stability)-E	△	△	△	△	△
	Automatic Turn-speed Control/Automatic Travel-speed Control	△	△	△	△	△
	Emergency Power Shut-Down Button	○	○	○	○	○
	Rear-View Mirrors, Right and Left Sides	△	△	△	△	△
	Orange Seatbelt	△	△	△	△	△
	Seatbelt Interlock System	△	△	△	△	△
	Headlight	○	○	○	○	○
	LED Front Combination Lights	△	△	△	△	△
	LED Rear Combination Lights	○	○	○	○	○
	LED Rear Working Light	△	△	△	△	△
	LED Yellow Beacon	△	△	△	△	△
	LED Blue Light	△	△	△	△	△
	Operator Assist System with Pedestrian and Object Detection(With truck control) SEnS+	△	△	△	△	△
	Forward & Back-up Chime	△	△	△	△	△
	Back-up Chime	△	△	△	△	△
	Back-up Buzzer	△	△	△	△	△
	Adjustable Volume Back-up Buzzer	△	△	△	△	△
	Forward Chime	△	△	△	△	△
	Clamp Release Interlock 3rd lever	△	△	△	△	△
	Clamp Release Interlock 4th lever	△	△	△	△	△
Battery	Battery (Wet Cell)	△	△	△	△	△
	Battery Charger (On-Truck Type)	△	△	△	△	△
	Battery Charger (Off-Truck Type)	△	△	△	△	△
	Single Overall Electrolyte Filler Ports	△	△	△	△	△
	Battery Protecting Function	△	△	△	△	△
	Key-off Light-off	○	○	○	○	○
	Battery Side-out			△	△	△
	Battery Roll-out			△	△	△
	Battery Carrier			△	△	△
	12V Power Supply	△	△	△	△	△
Operability & Comfort	Steering Wheel With Knob	○	○	○	○	○
	Suspension Seat w / Damper	△	△	△	△	△
	Overhead Guard Sheet	△	△	△	△	△
	Rear Pillar Assist Grip	△	△	△	△	△
	Resin Roof / Resin Roof (Gray colored)	△	△	△	△	△
	Fork Vibration Damper	△	△	△	△	△
	Slope Sensing Auto Power Mode Selector	△	△	△	△	△
	Front Windshield w / Wiper & Washer	△	△	△	△	△
	EZ Pedal	△	△	△	△	△
	Mini Lever	△	△	△	△	△
	Joystick	△	△	△	△	△
	Armrest Horn	△	△	△	△	△
	Cup Holder	△	△	△	△	△
	Pencil and Tape Holder	△	△	△	△	△
Service & Management	Color Multifunction Display	○	○	○	○	○
	Deluxe Color Multifunction Display	△	△	△	△	△
	Key-Less Ignition Switch	△	△	△	△	△
	PIN Code Entry System	△	△	△	△	△
	Smart Entry System	△	△	△	△	△
	Tilt Cylinder Boots	△	△	△	△	△
Tires	Rib-Lug Tire, Front	○	○	○	○	○
	J-Lug Tire, Front	△	△	△	△	△
	U-Lug Non-Punk Tire, Front	△	△	△	△	○
	J-Lug Non-Punk Tire, Front	△	△	△	△	△
	Rib-Lug Tire, Rear	○	○	○	○	○
	J-Lug Tire, Rear	△	△	△	△	△
	U-Lug Non-Punk Tire, Rear	△	△	△	△	△
	J-Lug Non-Punk Tire, Rear	△	△	△	△	△
Load Handling	Wide Visible Mast (V)	○	○	○	○	○
	Full-Free Lift Two-Stage Mast (FV)	△	△	△	△	△
	Full-Free Lift Three-Stage Mast (FSV)	△	△	△	△	△
	Fully Oil Charged Lift Cylinder	△	△	△	△	△
	High Load Backrest (Flat Steel Type)	△	△	△	△	○
	Mast Tilt Indicator	△	△	△	△	△
	Sleeved Forks	△	△	△	△	△
Special Edition	Cold-Storage Model (Type 45S)	△	△	△	△	△
	Rust-Proof Model (Fisherman Special)	△	△	△	△	△
	Rust-Proof Model	△	△	△	△	△

Productivity & Ecology

Support for Safe Operation

Operability & Comfort

Reliability & Durability